








Fix mouldy grout or silicone-sealed baths and kitchen sinks with a proudly South African product – EIBi Decoseal™ and EIBi FlexiSeal™

# NO MORE LEAKS



## To complete this project you will need:

- A Stanley carpet knife
- TeleSeal® sealant
- A side cutter
- A tube of superglue
- EIBi Decoseal™ concave deco strip kit (kit consists of a 3.5 m concave wiper strip, backing strips, two corner and two end caps)

## What to do:

1. With the Stanley carpet knife, remove all the old sealer around your kitchen countertop.
2. Using the TeleSeal® sealant, place a bead of silicon along the joint of your countertop and wall.
3. Using the side cutter, cut the backing strip to the required length.
4. Place the backing strip into the silicon joint between the countertop and wall and allow to cure for 12 hours.
5. At this time also fit the corner pieces

in position on the TeleSeal® sealant.

6. Once the backing strips and corners are cured, clip the concave wiper strip in place.
7. Using superglue, glue the end caps in place.

## Win an EIBi Decoseal kit!

Five lucky readers will win an EIBi Decoseal™ kit worth R199.95 each! EIBi Decoseal™ forms a permanent leak, mildew and mould-proof seal on kitchen surfaces and bathroom finishes. It can be applied to any surface including Formica tops, fibreglass, enameled surfaces, cement, marble or granite.

For more information, contact Jacques on 082 779 9079, Liz on 072 854 7474 or e-mail [jacques@elbi.co.za](mailto:jacques@elbi.co.za) or [liz@elbi.co.za](mailto:liz@elbi.co.za). Visit their website at [www.elbi.co.za](http://www.elbi.co.za)

Send your name and contact details to SA Garden/EIBi, PO Box 322, Randburg, 2125 or e-mail [giveaways@sagarden.co.za](mailto:giveaways@sagarden.co.za) with 'EIBi' in the subject line. You can also SMS the word 'EIBi', followed by your name and surname to 34112. Each SMS costs R2. Giveaway closes on 20 February 2009.